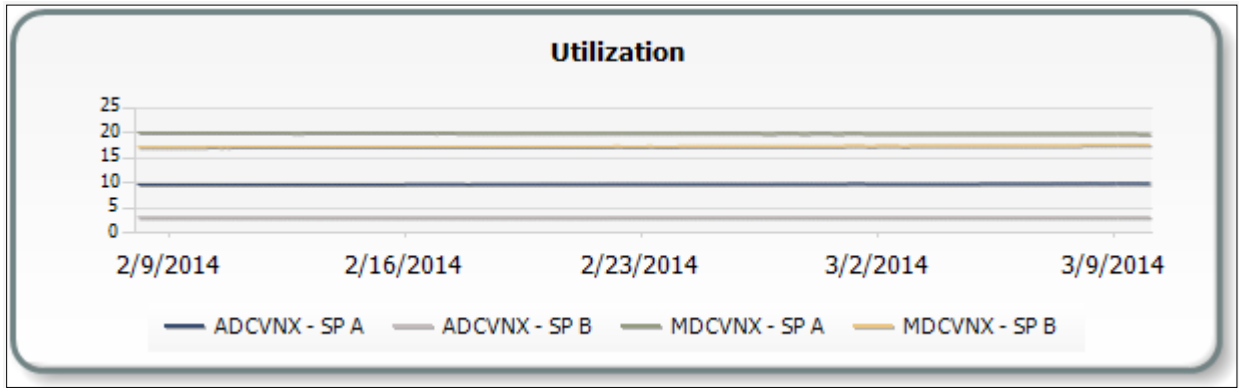


30 Day Storage Report

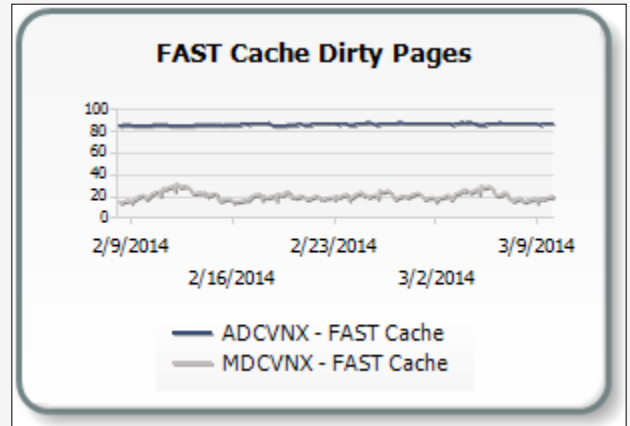
Storage Report for *Group1*

For Period 2/10/2014 Through 3/10/2014

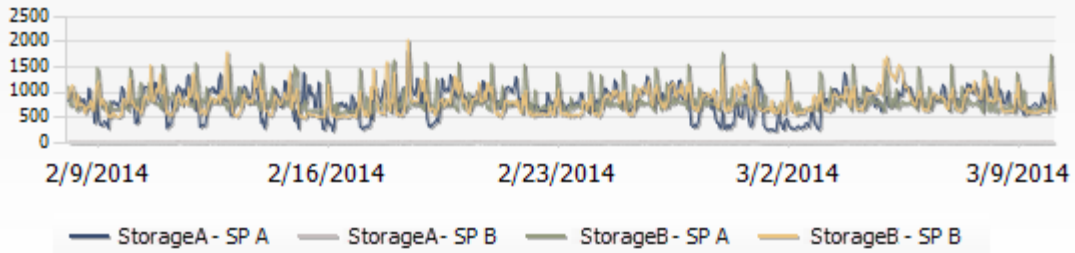


Utilization Summary:

Source	Target	Average	High	Low
ADCVNX	SP A	9.764882	9.88	9.64
	SP B	3.134206	3.15	3.12
MDCVNX	SP A	19.996545	20.10	19.80
	SP B	17.375495	17.60	17.20



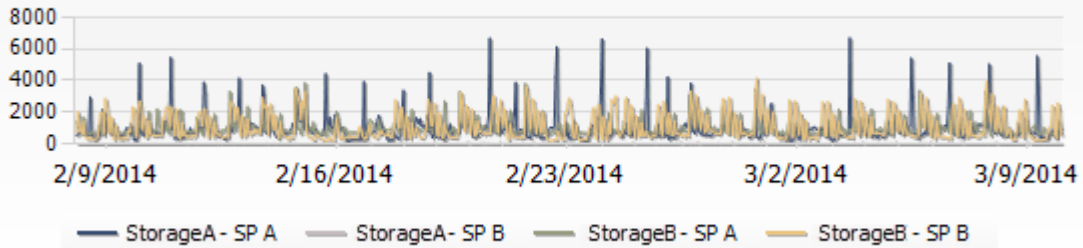
Write Operations



Write Operations Summary:

Source	Target	Average	High	Low
StorageA	SP A	802.629646	2574.24	186.32
	SP B	17.247151	101.45	9.84
StorageB	SP A	823.409517	4554.07	467.96
	SP B	823.572383	6353.57	452.56

Read Operations



Read Operations Summary:

Source	Target	Average	High	Low
StorageA	SP A	938.192801	8894.83	78.48
	SP B	6.950192	892.57	0.23
StorageB	SP A	999.038396	7104.13	55.06
	SP B	1078.072236	14744.27	77.61

LUN IOPS Summary:

Source	Target	Average	High	Low
StorageA	LUN46_LOCAL	987.90	12681.36	133.33
StorageA	LUN40_LOCAL	902.11	5550.33	249.82
StorageA	LUN40_LOCAL	845.72	5165.89	158.40
StorageA	LUN41_LOCAL	731.11	8601.59	5.80
StorageB	LUN45_LOCAL	648.19	6763.56	218.67
StorageB	LUN47_LOCAL	318.06	4792.61	141.11
StorageB	LUN48_LOCAL	258.01	2314.01	70.61
StorageB	LPAMS_SRM	113.99	1458.91	22.46
StorageB	LUN49_LOCAL	69.49	2095.70	4.05
StorageB	FileServers_SRM	67.71	970.66	7.66